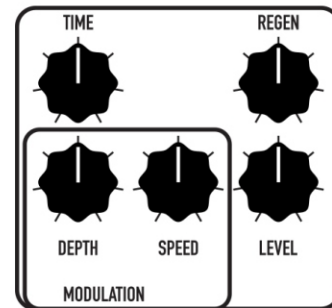


# Demonfx<sup>®</sup> TAPE ECHO

## Modulated Tape Echo–Magnetic Echo

Based on Keeley Magnetic Echo – The TAPE-ECHO pedal simulates tube tape echo sounds by using the delay circuit and a little bit of modulation. Tape echos have long been regarded as a warm and very guitar friendly form of delay. The Tape-Echo achieves similar results by using a touch of Lo-Fi delay, a slightly filtered echo response to keep things warm, and some modulation. Modulation, or “Wow and Flutter” in the tape world is a slight pitch shift or wavering that occurs as the tape is pulled across the heads. The modulation we use is similar to what we use in our Seafoam Chorus, a slight wavering of pitch on the trails of the repeats. With a simple set of controls for the delay – Time, Regen, and Level and with the “Wow and Flutter” controls – Depth and Rate you can create some very vintage or rather unique tones.

The Tape Echo is a delay pedal which gives you the best sounds from a vintage tape delay and a chorus effect. This effect gives you about 40ms to approximately 600ms of delay time. With careful filtering we feel we have created, a sound that gets you a vintage vibe with tons of character. With the modulation control for DEPTH and RATE you can create a sound that loosely simulates tape “wow and flutter” or push them further to produce a dramatic chorusing on your echoes. If you want a straight echo sound, simply roll the depth control all the way down to turn off the modulation.



Power: 9VDC 45mA MAX

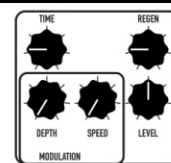
**TIME** : Controls Delay time, from 40ms to 600ms

**REGEN**: Controls the number of repeats

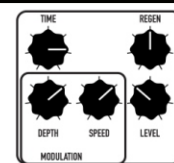
**LEVEL**: Controls the volume of the repeats

**DEPTH** : Controls the Depth of Modulation  
(Turn full counter clockwise to bypass Modulation)

**SPEED** : Controls speed of Modulation  
(LED below will indicate speed)



SIMPLE SLAPBACK



DELAY + MODULATION

## ECHO CONTROLS

**Delay Time** – This Time control roughly sets the length between your repeats between 40ms and 600ms. This range is well suited for classic, vintage delay sounds that are great for slap-back or medium length delay times.

**Regen** – This control sets the number of repeats. You can set this for a single slap back echo or turn it up for a runaway, self-oscillating or self-regenerating echoes. (Now go back and twist the Time control for some crazy sounds!)

**Delay Level** – The Level control is your mix, how loud you want to hear the echoes.

## WOW AND FLUTTER CONTROLS

**Depth** – Turn this control to achieve deeper and deeper chorusing and pitch shifting on your echoes. As you raise the control the Depth and Rate LED will start to glow giving you a visual indication as to the amount of modulation you are applying to the repeats.

**Rate** – This is your Flutter control. It's another way to control how poorly your tape echo is performing! Not that any tape deck was every in this bad of condition, but it sure sounds good to have a little pitch modulation on your echo! Using these controls gives you a nice way to create unique and very musical delays.